



Light Horse & Horse Basics 4-H Project Newsletter

This Light Horse & Horse Basics Project Newsletter contains information specific to the Light Horse & Horse Basics Projects. Please use it in conjunction with the General 4-H Information Bulletin, so that you are aware of Achievement Day completion requirements as well as general opportunities and information pertaining to all 4-H members. This Project Newsletter, as well as the General 4-H Information Bulletin, will be updated in December of each year, if necessary, based on changes made at the 4-H Nova Scotia Annual General Meeting.

Whether you are new to the project or an experienced horseperson, the Light Horse Project has lots to offer. This newsletter will give you an overview of the Light Horse English, Light Horse Western, & Horse Basics projects, answer some of your questions concerning expectations of the project and provide you with activity ideas and some resources. The Horse Basics project is designed for members who will not be riding. Project newsletters are an excellent reference to keep on hand to refer to throughout the year. Enjoy your year in the Light Horse Project and when working on your project, remember to "Learn to do by Doing." If you have any questions, please contact your [Regional Program Coordinator \(RPC\)](#).

Project Work Requirements

On Achievement Day, Light Horse & Horse Basics members must complete showmanship with their registered 4-H horse. For showmanship, horse members may choose to show in either English or Western attire and tack. English showmanship tack should include a bridle, while Western should include a halter and lead. If a member registers one (1) horse for the Light Horse English project and a different horse for the Light Horse Western project, that member must complete showmanship with each horse and two (2) separate record sheets, for project completions in both projects. A member may only participate in either Light Horse Western or Light Horse English at 4-H Nova Scotia Provincial Show regardless of registering one (1) or two (2) animal(s).

Insurance: All members registered within an equine project are required to provide Proof of Insurance to be a member within their project. This must be NSEF or equivalent insurance. Insurance can be purchased at: <https://horsenovascotia.ca/Membership-Types> and will be required to be shown with Livestock Registration information (4-H NS AGM 2021).

Horse Basics: Members must also exhibit a report or display on some aspect of horsemanship at their Achievement Day. There is a specific Horse Basics Project Record Sheet, which must be used by Horse Basics members. Reports and displays can be entered in Class 19: 4-H Showcase at county show for the opportunity to participate in 4-H Nova Scotia Provincial Show.

Dress Code

All Light Horse members are required to wear properly fitted and fastened SEI-ASTM approved equestrian helmets at all times when riding at 4-H events.

English Light Horse: Attire – Jacket (optional), long sleeved shirt (if a jacket is not worn); boots; jodhpurs or breeches; ties, stock, or choker. A whip or crop, not exceeding 75 cm (130 inches) in length, is permitted for Hunter Hack classes only. A whip, not exceeding 120 cm (47 inches) in length, is permitted for Dressage classes only.

Western Light Horse: All exhibitors must wear appropriate Western attire, with long sleeves, and a boot with a heel. A Western hat is permitted for Showmanship classes only. The hat must be on the exhibitor's head when entering the ring. Spurs and chaps are optional. Appropriate jeans are acceptable attire.

Livestock Registration

4-H members must select their 4-H animals by May 1st of the current 4-H year, and must submit livestock registration information to the RPC by May 15th of the current 4-H year. This information is necessary to assist with county show/exhibition planning, including judges, class schedules, awards, etc. The following information must be submitted for Livestock Registration requirements: name of member, junior member/senior member, conformation class entered, sex of animal, breed of animal, and date of birth of animal.

4-H animals may be substituted between the registration deadline of May 15th and Achievement Day in the case of injury, sickness, disease or death of the animal. If an animal is to be substituted prior to Achievement Day, pre-approval from the RPC is necessary. A vet certificate may be required. After Achievement Day, no substitutions in animals are permitted. 4-H members who complete their livestock project with their own registered/approved animal on Achievement Day may use another 4-H member's 4-H animal in a showmanship class at county show/exhibition and the 4-H Nova Scotia Provincial Show.

Note: Horse Basics members must show a registered 4-H Light Horse. They can register another 4-H member's horse or their own, but it must be the horse they will complete showmanship with.

Note: Any equine species that is ridden under saddle and shown in accordance to light horse rules/guidelines, can be used in the Light Horse project.

Note: Members showing in western classes with a horse that is five (5) years of age or younger is now required to show Proof of Age to show in a Bosal or Snaffle Bit; whether this is by Breed Registration Papers or a signed Vet Certificate (4-H NS AGM 2021). This will be accepted with Livestock Registration.

4-H Nova Scotia Provincial Show Class & Sections:

Each county is eligible to send the top two (2) junior and top two (2) senior Light Horse Western Riders, Light Horse English Riders, and the top junior and top senior Light Horse Showman to the 4-H Nova Scotia Provincial Show. Riding members will show in Equitation, plus two (2) additional riding classes of their choice.

The sections are as followed:

Class #2: Showmanship

Section 4:	Junior Light Horse
	Senior Light Horse

Class #51: English Light Horse

Section 1:	Junior Equitation
Section 2:	Senior Equitation
Section 3:	Junior Pleasure
Section 4:	Senior Pleasure
Section 5:	Junior Dressage*
Section 6:	Senior Dressage*
Section 7:	Junior Road Hack
Section 8:	Senior Road Hack
Section 9:	Junior Hunter Hack
Section 10:	Senior Hunter Hack

Class #52: Western Light Horse

Section 1:	Junior Equitation
Section 2:	Senior Equitation
Section 3:	Junior Pleasure
Section 4:	Senior Pleasure
Section 5:	Junior Barrels/Poles**
Section 6:	Senior Barrels/Poles**
Section 7:	Junior Trail
Section 8:	Senior Trail
Section 9:	Junior Reining***
Section 10:	Senior Reining***

* Light Horse members showing in Dressage can choose to ride from two (2) patterns which will be posted on the 4-H Nova Scotia Website in January. When members register for their optional classes they must identify which level they will be riding. Placings for the Junior and Senior Dressage Classes will be based on the overall numerical scores, i.e., the highest score wins regardless of which of the two (2) identified tests are completed.

** Barrels and Poles classes alternate each year.

2022-2023 Poles	2023-2024 Barrels
2024-2025 Poles	2025-2026 Barrels

*** Reining patterns for the current 4-H year will be posted on 4-H Nova Scotia Website in January. Score card and rules can be found in the 4-H Light Horse Regulations and Standards. In Reining Classes, riders **must** complete four (4) consecutive spins in each direction. (Riders may continue to use two (2) hands or one (1) on their reins).

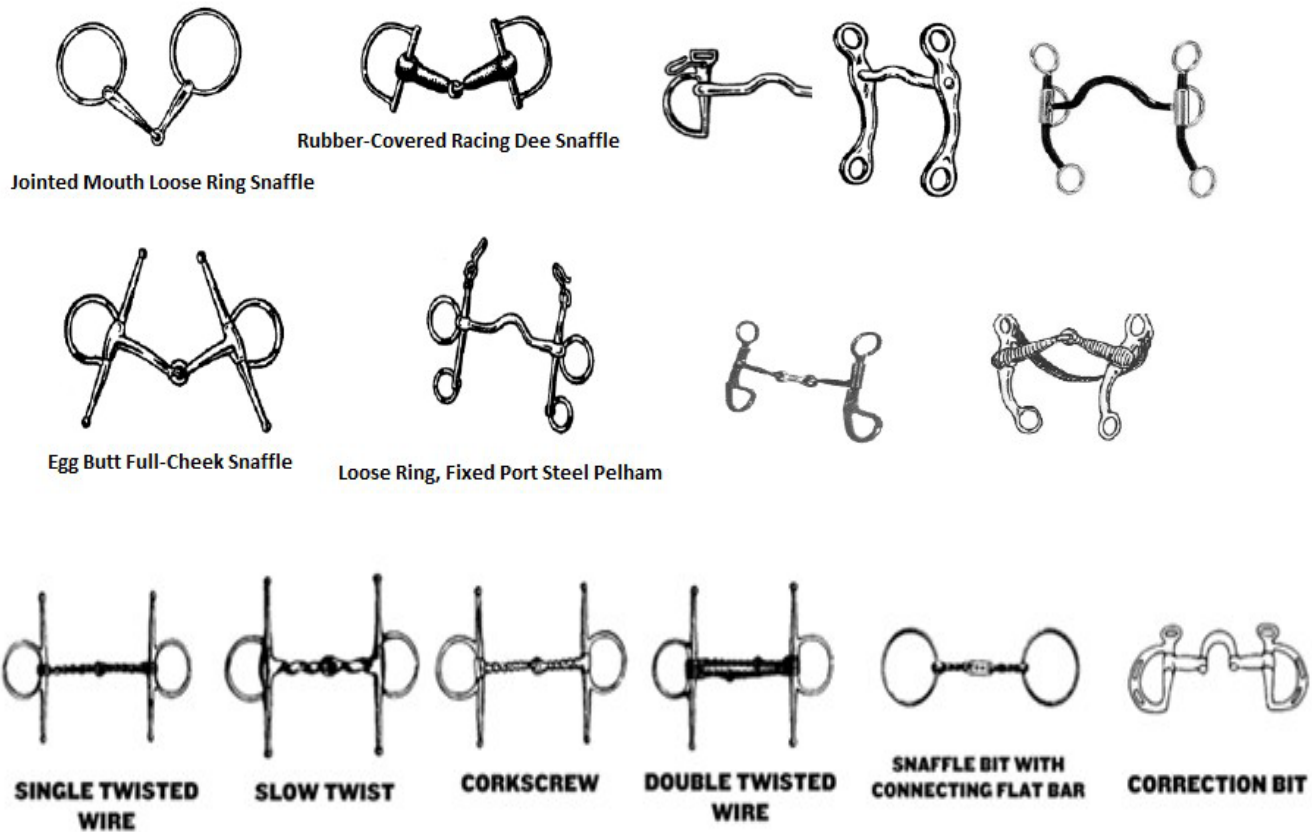
Regulations and Standards

As of 2014, the Light Horse Leaders' Guide Regulations and Standards have come into effect; please ask your RPC for a copy.

English Bits: Snaffles, pelhams, full bridles, or kimberwicks are permissible for English Equitation, Road Hack, English Pleasure, and Hunter Hack. For Dressage, an "Ordinary Snaffle" (a plain snaffle with a mouthpiece that is a straight bar or jointed in the centre), should be used. Loose ring, Eggbutt, D-ring, and full-cheek snaffles must not be overly large in diameter. Twisted mouthpieces and twisted wire mouthpieces are not recommended and are not permitted for Dressage classes. A double twisted wire bit may be used by experienced riders. Leaders are strongly encouraged to check that all tack is 4-

H approved (listed in Rules and Regulations in Leaders' Manual) and that bits are being used responsibly. Cavesson nosebands are the only nosebands allowed in all English classes, except for Dressage, where a dropped noseband is acceptable.

See Below for some examples of acceptable English bits – due to the many styles of bits, not all may appear here, please check with your leader to make sure your bit is proper.



Western Bits: Wire curbs, chin straps, and chains narrower than 1 cm (½ inch) are prohibited. Martingales and tie-downs (exception for Barrels and Poles classes) are prohibited.

Note: Junior horses (those five (5) years and under), as of January 1 of the current 4-H year, may be shown with a bosal, or smooth-mouth snaffle bit. If using a bosal, or smooth-mouth snaffle bit, the horse must be ridden with two hands on the reins. Senior horses (those six (6) years and over), must be shown in a suitable Western curb bit equipped with a curb strap or chain, and ridden with one (1) hand. One (1) finger is allowed between split reins. Hands are not to be changed during a class. In Trail, it is permissible to change hands to work an obstacle.

A suitable Western snaffle bit is described as: Conventional O-ring, eggbutt or D-ringsnaffle with the ring being no larger than 4". The mouthpiece should be round, smooth, and unwrapped metal. The bars must be a minimum of 5/16" in diameter, measured 1" in from the cheek, with a gradual decrease to centre of the snaffle. The mouthpiece may be two or three pieces. If three-piece, with a connecting ring of 1 ¼ " or less in diameter, or a connecting flatbar or 3/8 " to ¾ " (measured top to bottom with a maximum length of 2"), which lies flat in the horse's mouth, is acceptable.

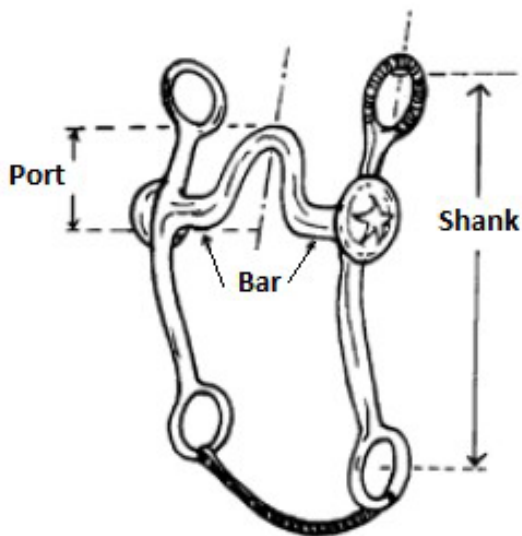
A hackamore is described as: a flexible, braided rawhide, leather or rope bosal, the core of which must be flexible and which has a complete mecate rein including a tie-rein. No rigid material allowed under the jaws regardless of padding or covering. Horsehair bosals prohibited. This rule does not refer to a mechanical hackamore.

A bit in Western performance is described as: the use of a curb bit that has a solid or broken mouthpiece, has shanks and acts with leverage. It must be used with a properly attached curb strap or chain at least $\frac{1}{2}$ " in width which lies flat against the horse's jaw and is smooth and at least $\frac{1}{2}$ " in width.

A description of a legal, standard Western bit: 8 $\frac{1}{2}$ " (215 mm) maximum length shank measured as in the diagram below. Shanks may be fixed or loose. The bars must be round, oval or egg-shaped, smooth and unwrapped metal of $\frac{5}{16}$ " to $\frac{3}{4}$ " (8 to 20 mm) in diameter 1" (25 mm) in from the cheek. The mouthpiece may be 2 or 3 pieces. A 3-piece connecting ring of 1 $\frac{1}{4}$ " (32 mm) or less in diameter, or a connecting flat bar of $\frac{3}{4}$ " to $\frac{3}{4}$ " (10 to 20 mm) measured top to bottom with a maximum length of 2" (50 mm), which lies flat in the horse's mouth is acceptable. The port must be no higher than 3 $\frac{1}{2}$ " (90 mm) maximum, with rollers and covers acceptable. Broken mouthpieces, half breeds, and spades are standard.

See Below for some examples of acceptable and unacceptable Western bits– due to the many styles of bits, not all may appear here, please check with your leader to make sure your bit is proper.

WESTERN BITS



LEGAL BIT

ACCEPTABLE CHAIN CHIN STAPS

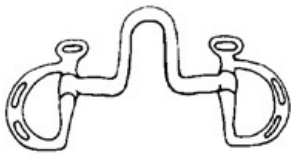


Note: The Following are Prohibited pieces of Equipment:

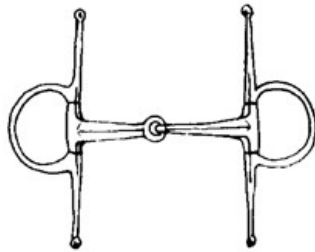
- Wire Curbs
- Tapaderos (stirrup covering)
- Chin straps or chains, narrower than 1 cm ($\frac{1}{2}$ ").
- Shank bits without chin straps or chains
- Martingales and Tie-Downs (exception: Barrels & Poles)

Illegal Bits:

UNACCEPTABLE ENGLISH BITS



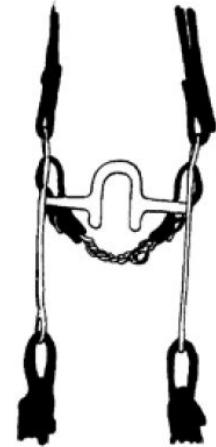
EXCESSIVE PORT



TRIANGULAR MOUTH



DONUT BIT



PRONG BIT

Additional Notes:

- Horse tack checks may be done by show tack inspectors at the 4-H Nova Scotia Provincial Show and members and leaders must be aware of legal/illegal use of horse tack as outlined in the Regulations and Standards book. This applies in show classes and in warm up areas.
- Dependent on the location of the 4-H Nova Scotia Provincial show, counties will be allocated box stalls for $\frac{1}{2}$ of the total number of light horses participating as of September 15, the scratch/substitution date. Counties must then allocate within their county. The remaining $\frac{1}{2}$ will be straight stalls.
- Equine Canada Rules complement the 4-H Nova Scotia Light Horse Leader's Guide Regulations and Standards where there are any grey areas.
- Champion Light Horse Showmanship Class at 4-H Nova Scotia Provincial Show will be judged by two (2) judges and the average score will be used to determine the placing.
- At the 4-H Nova Scotia Provincial show, warm up times will be indicated in the program and members are to wear their back numbers always when riding.
- Tacking up and braiding in the aisles of the barn is strictly prohibited at 4-H Nova Scotia Provincial show.
- Only 4-H Registered animals that qualify for 4-H Nova Scotia Provincial show can be housed at the show.
- All Light horse patterns for competition at 4-H Nova Scotia Provincial show will be accompanied by a drawn pattern with a legibly printed legend.
- 4-H members are strongly encouraged to immunize their horses for their own protection, as recommended by their veterinarian, but are not required to show proof of immunization.

Please note that the National Farm Animal Code of Practice should be followed when housing animals for 4-H events.

These standards can be found at: <http://www.nfacc.ca/>

Resources

Please ask your Regional Program Coordinator for Light Horse leaders' resources.

Nova Scotia Equestrian Federation: 4-H Members do have the opportunity to join the NS Equestrian Federation. There are both Individual and Family rates available and with membership comes Insurance - Accident and Liability, etc. There are also other insurance options available with the membership. For more information, contact the Nova Scotia Equestrian Federation at nsefmembership@sportnovascotia.ca or visit the website at www.horsenovascotia.ca.

Project Meeting Ideas

- Veterinarian presentation on horse diseases
- Judging practices at neighboring horse stables
- Session with a farrier about hoof care and proper shoeing
- Visit to a horse breeding farm
- Session on proper care and safe tacking of your horse
- Judging practices with other 4-H Clubs
- Fun trail rides or horse shows

Contagious/Infectious Disease & Quarantine:

4-H members, leaders, parents and livestock owners are reminded that 4-H Achievement Days and shows are showcases for the 4-H program, and the agricultural industry in this province. They are reminded that infectious diseases can be transmitted during transport, as well as at the show. As such, it is strongly recommended for the protection of the public, participants, and the animals at the show, that animals having or showing signs of infectious diseases not be brought to shows. As well, livestock exhibitors and owners must understand that in attending 4-H Shows, there is a risk of their animal contracting disease regardless of the best efforts of all involved.

If you suspect that your animal has a contagious/infectious disease, please contact your local veterinarian immediately and learn more about the consequences, treatment, and transmission of the disease.

The brochure, "Fact Sheet: Animal Health and Safety Best Practices" are available. If you wish to receive a copy by mail or email, please contact your Regional Program Coordinator. It contains important information for all livestock members on this topic and will be critical to review with 4-H Clubs, livestock owners, and your local veterinarian when making decisions about attending 4-H Achievement Days and shows.